

TOILET PARTITION QUOTE FORM

Contact Name _____ Company _____
Street Address _____
City _____ State _____ Zip Code _____
Phone _____ Fax _____ Email _____

MATERIALS (Check one):









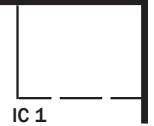


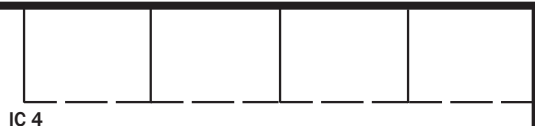



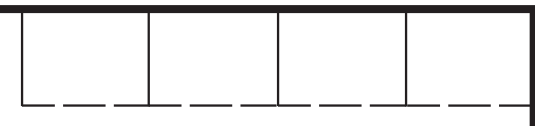
- Solid Plastic Solid Phenolic Stainless Steel
 Plastic Laminate Powder Coated Steel

MOUNTING STYLE (Check one):



- Floor Anchored Overhead Braced Floor Anchored
 Ceiling Hung Floor & Ceiling Anchored

(Please indicate width and depth of each stall)

IN CORNER

 IC 1	 IC 2	 IC 3	 IC 4
 IC 1	 IC 2	 IC 3	 IC 4
 IC 1	 IC 2	 IC 3	 IC 4
 IC 1	 IC 2	 IC 3	 IC 4

BETWEEN WALL

 BW 1	 BW 2	 BW 3	 BW 4
 BW 1	 BW 2	 BW 3	 BW 4

ALCOVE

 LEFT ALCOVE	 RIGHT ALCOVE	 LEFT ALCOVE	 RIGHT ALCOVE
---	---	---	---

URINAL SCREEN (Check one):

- 12" 18" 24" Floor-mounted pilaster

